














 EPREUVE SPECIALE
 SECTEUR DE LIAISON
 ITINERAIRE DELESTAGE

  POSTE DE COMMISSAIRE + RADIO
 PK 1,1 DISTANCE KILOMETRIQUE

 DEPART ES
 ARRIVEE ES
 CONTROLE HORAIRE
 POINT STOP
 ROUTE DE DELESTAGE

 AMBULANCE
 DEPANNEUSE
 MEDECIN
 COMMISSAIRE SECURITE PUBLIC
 ZONE PUBLIC

ETAPE 2 ES 6

ES6: 9H59

