














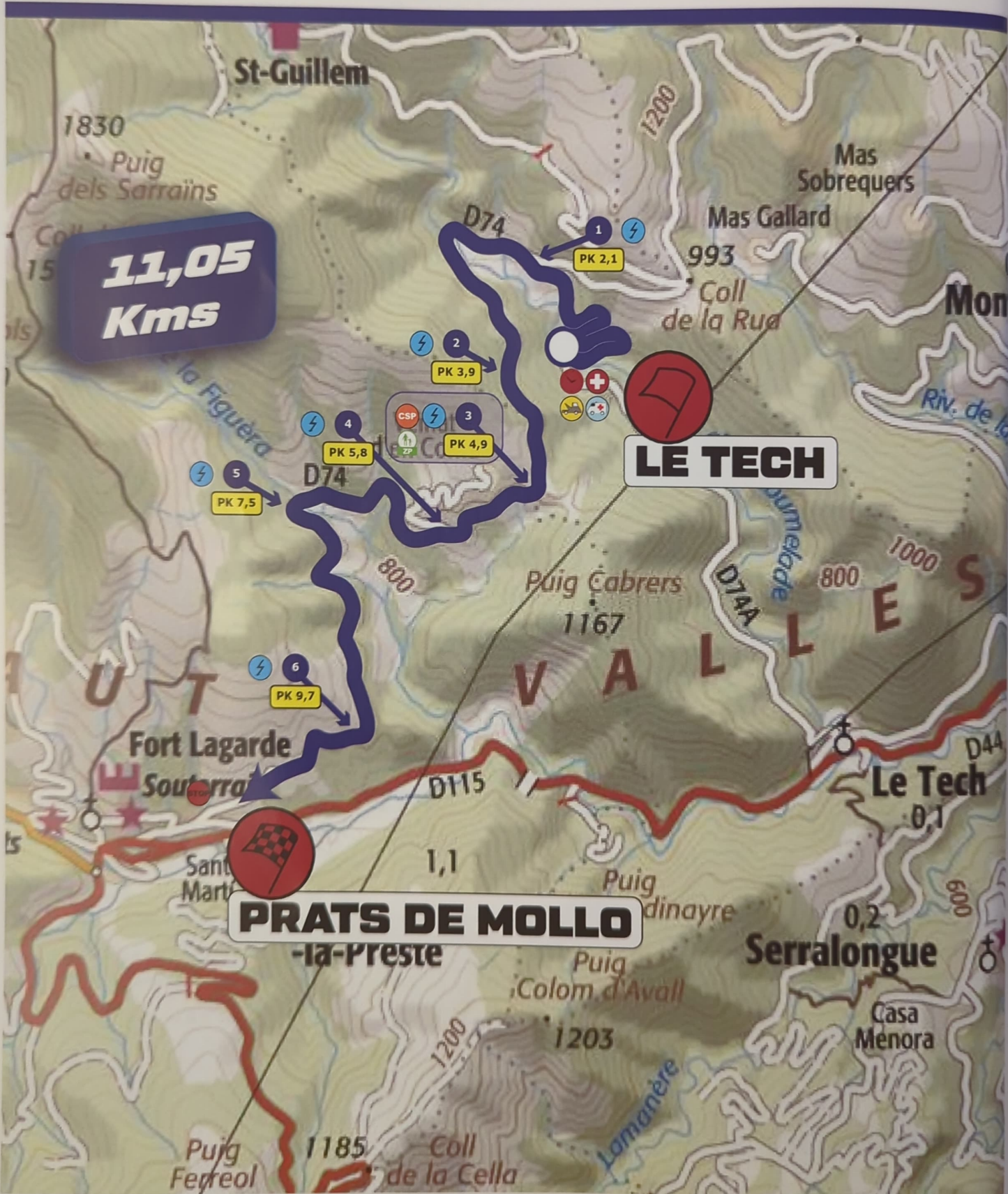
 EPREUVE SPECIALE
 SECTEUR DE LIAISON
 ITINERAIRE DELESTAGE

-  DEPART ES
-  ARRIVEE ES
-  CONTROLE HORAIRE
-  POINT STOP
-  ROUTE DE DELESTAGE

-   POSTE DE COMMISSAIRE + RADIO
-  PK 1,1 DISTANCE KILOMETRIQUE
-  AMBULANCE
-  DEPANNEUSE
-  MEDECIN
-  COMMISSAIRE SECURITE PUBLIC
-  ZONE PUBLIC

ETAPE 2 ES 5-8

ESS: 9H16
 ESB: 13H00



**11,05
Kms**

LE TECH

**PRATS DE MOLLO
-la-Preste**

VALLÈS