













 EPREUVE SPECIALE
 SECTEUR DE LIAISON
 ITINERAIRE DELESTAGE

 DEPART ES
 ARRIVEE ES
 CONTROLE HORAIRE
 POINT STOP
 ROUTE DE DELESTAGE

 1 POSTE DE COMMISSAIRE + RADIO
 PK 1,1 DISTANCE KILOMETRIQUE

 AMBULANCE
 DEPANNEUSE
 MEDECIN
 COMMISSAIRE SECURITE PUBLIC
 ZONE PUBLIC

ETAPE 1 ES 1-2-3

ES1: 13H38
 ES2: 17H00
 ES3: 21H48

